

MOCK CLOSING

Presented by our cast of individuals.


Closer: Liz Casselman

1

MOCK CLOSING

July 3, 2024

9:30 AM



2



3



4



5



6



Fast and easy renewals

Self-service stations offer a fast and easy way to renew your license, ID or vehicle registration. The average transaction takes less than two minutes. After a successful renewal, a temporary license/ID or new vehicle registration and tab print immediately.

[Find a self-service station >](#)

The station CAN:

Renew an existing automobile, motorcycle, snowmobile, or watercraft registration

Renew or replace an existing non-commercial driver's license or ID if no new photo is required

Add a motorcycle endorsement to an eligible license

Register you to vote

Sign you up for the organ donor registry

Print the temporary license/ID or updated registration card and license plate tab for automobiles and motorcycles. For snowmobile or watercraft, the tab will be mailed to you

The station CANT:

Update your vehicle address

Renew or replace a commercial driver's license (CDL)



7

Apply Online

The [Internet EIN](#) application is the preferred method for customers to apply for and obtain an EIN. Once the application is completed, the information is validated during the online session, and an EIN is issued immediately. The online application process is available for all entities whose principal business, office or agency, or legal residence (in the case of an individual), is located in the United States or U.S. Territories.

Step 1: Determine your eligibility

- You may apply for an EIN online if your principal business is located in the United States or U.S. Territories.
- The person applying online must have a valid taxpayer identification number (TIN, ITIN, EIN).
- You are limited to one EIN per [calendar year](#) per day.
 - The "responsible party" is the person who ultimately owns or controls the entity or who exercises ultimate decision-making control over the entity. Before the application is a government entity, the responsible party must be an individual (i.e., a natural person), not an entity.

Step 2: Understand the online application

- You must complete this application in one session, so you will not be able to save and return at a later time.
- Your session will expire after 30 minutes of inactivity, and you will need to start over.

Step 3: Submit your application

- When all validations are done, you will get your EIN immediately upon completion. You can then download, save, and print your EIN confirmation letter.

[Apply online now](#)

HOW TO APPLY FOR AN EIN

8

EIN Assistant

Important Information Before You Begin

Use this assistant to apply for and obtain an Employer Identification Number (EIN).

[Do I need an EIN?](#)

[Do I need a new EIN?](#)

For help or additional information on any topic, click the underlined key words, or view Help Topics on the right side of the screen. Make sure that pop-ups are allowed from this site.

About the EIN Assistant

- You must complete this application in one session, as you will **not** be able to save and return at a later time.
- For security purposes, your session will expire after 15 minutes of inactivity, and you will need to start over.
- You will receive your EIN immediately upon verification. [When will I be able to use my EIN?](#)
- If you wish to receive your confirmation letter online, we strongly recommend that you install [Adobe Reader](#) before beginning the application if it is not already installed.

Restrictions:

- Effective May 21, 2012, to ensure fair and equitable treatment for all taxpayers, the Internal Revenue Service will limit Employer Identification Number (EIN) issuance to one per responsible party per day. This limitation is applicable to all requests for EINs whether online or by phone, fax or mail. We apologize for any inconvenience this may cause.
- If a third party acquirer (TPA) is completing the online application on behalf of the taxpayer, the taxpayer must authorize the third party to apply for and receive the EIN on his or her behalf.
- The business location must be within the United States or U.S. territories.
- Foreign filers without an Individual Taxpayer Identification Number (ITIN) cannot use this assistant to obtain an EIN.
- If you were incorporated outside of the United States or the U.S. territories, you cannot apply for an EIN online. Please call us at 267-941-1059 (this is not a toll free number).

[Begin Application >>](#)

If you are not comfortable sending information via the Internet, download the [Form SS-4](#) PDF file and the instructions for alternative ways of applying.

9

What type of legal structure is applying for an EIN?

Before applying for an EIN you should have already determined what type of legal structure, business, or type of organization is being established.

Choose the type you are applying for. If you don't see your type, select "View Additional Types."

- Sole Proprietor**
Includes individuals who are in business for themselves and household employees.
- Partnerships**
Includes partnerships and joint ventures.
- Corporations**
Includes S corporations, personal service corporations, real estate investment trusts (REIT), regulated investment conduits (RIC), and settlement funds.
- Limited Liability Company (LLC)**
A limited liability company (LLC) is a structure allowed by state statute and is formed by filing articles of organization with the state.
- Estate**
An estate is a legal entity created as a result of a person's death.
- Trusts**
All types of trusts including conservatorships, custodianships, guardianships, irrevocable trusts, revocable trusts, and receiverships.
- View Additional Types, Including Tax-Exempt and Governmental Organizations**
If none of the above fit what you are establishing, there are several others to choose from.

[Back <](#)

[Continue >>](#)

10

EIN Assistant

Your Progress: **1. Identify** 2. Authenticate 3. Addresses 4. Details 5. EIN Confirmation

Please confirm your selection.

Confirm your selection of **Estate** as the type of structure applying for an EIN.

What it is...

- An estate (or decedent estate) is a legal entity created as a result of a person's death.
- The estate consists of the real and/or personal property of the deceased person.
- The estate pays any debts owed by the decedent and distributes the balance of the estate's assets to the beneficiaries of the estate.
- An estate arises on a person's death whether the person died with or without a will.

If you need to change your type of structure, we recommend that you do so **now**, otherwise you will have to start over and re-enter your information. Additional help may be found by reviewing [all types of organizations and structures](#) before making your selection.

<< Change Type Continue >>

11

EIN Assistant

Your Progress: 1. Identify ✓ 2. Authenticate 3. Addresses 4. Details 5. EIN Confirmation

Please tell us about the deceased person.

* Required fields
Must match IRS records or this application cannot be processed.
The only punctuation and special characters allowed are hyphen (-) and ampersand (&).

First name *

Middle name/initial

Last name *

Suffix (Jr, Sr, etc.)

SSN/TIN * - -

Before continuing, please review the information above for typographical errors.

Continue >>

[IRS Privacy Policy](#) | [Accessibility](#)

12

NEXT UP....

The buyer side is waiting in the other closing room!



13

THE BUYER SIDE CLOSING...

14

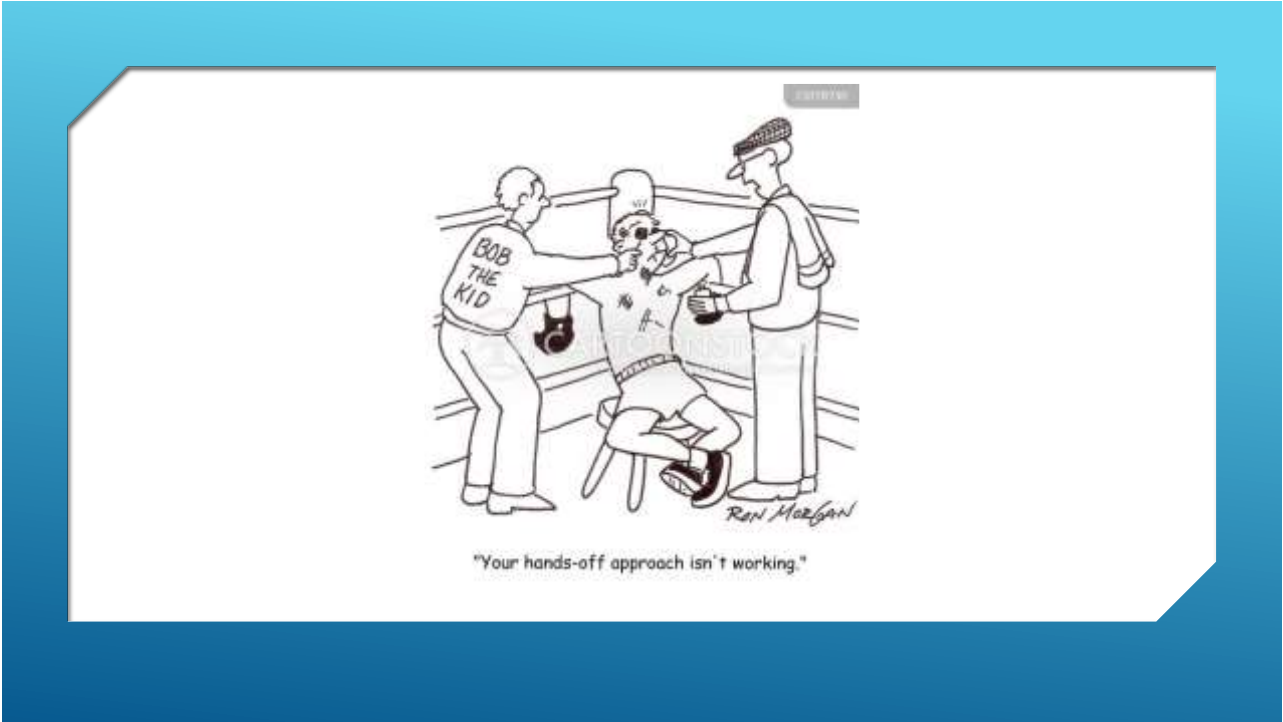


UPOAA


15



16



17



18



19

LET'S GIVE A BIG THANK YOU TO OUR CAST

John Doe
played by
Jason Nied

Jane Doe
played by
Laurie Callaghan

Mary doe
sadly deceased
but has a personal
representative
Jane Doe

James Smith
played by
Michael Holden

Susie Jones, now known
as Susie Smith
played by
Jalila Dabo-Bahri

Sue the buyer agent
played by
Cindy Immonen

Amy the loan officer
played by
Lisa Giruard-Minutolo

Liz the Closer
played by
herself

Title Manager
played by
LaRee Marra

Announcer
played by
Christina Robinson

20